



Real Time Trading Opportunities

SoM Momentum Setup Manual

www.signalsofmarket.com



Process - SoM Momentum Setup





What is SoM Momentum Setup?

SoM Momentum Setup is a paid indicator available for usage on TradingView charts. It operates smoothly on TradingView free and paid accounts.

The Setup generates real time 'BUY' (LONG) and 'SELL' (SHORT) signals once it matches multiple criteria.





How to subscribe to SoM Momentum Setup?

Visit www.signalsofmarket.com.

Setup subscription is available for 1 month, 6 months and 1 year. Choose the plan as per your liking and proceed to pay.

The screenshot shows the homepage of Signals of Market. The navigation bar includes links for Home, About, How It Works, Screener, Setup, FAQ, and Contact, along with a 'Subscribe' button. The main heading is 'Real Time Trading Opportunities', followed by a sub-heading 'Capture the market moves with Signals of Market. We are here to simplify your trading journey. Take emotions out of your trades and use these powerful screeners and setups to put the odds more in your favor to improve your probability of success.' Below this is a 'Subscribe Now' button and a 'View Details' button. The background features a grid of stock market data and a candlestick chart.

You will get 2 Momentum Setups

In the 'Invite-only scripts' section in TradingView, you will be able to see 2 Momentum Setups.

'SoM Momentum Setup'- use it for stocks, commodities, forex, cryptos.

'SoM Momentum Setup for Index' - use it only for indexes.

Adding SoM Momentum Screener to TradingView Chart



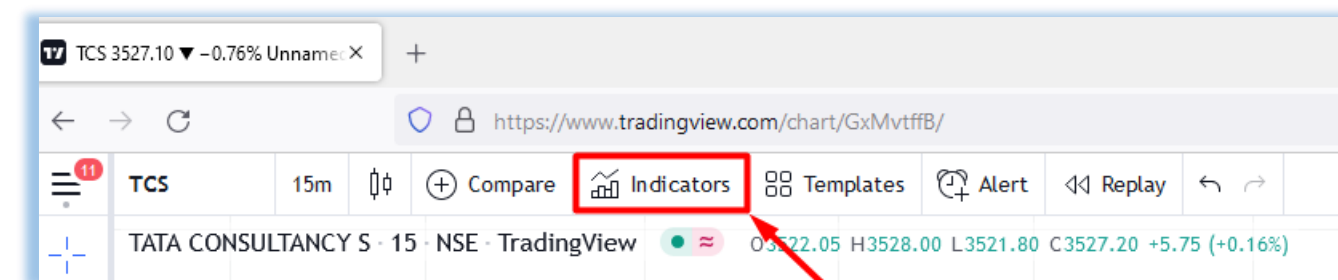
Once payment is done, you will get access to the screener within 24 hours.

In case you do not get access you can connect with us at:

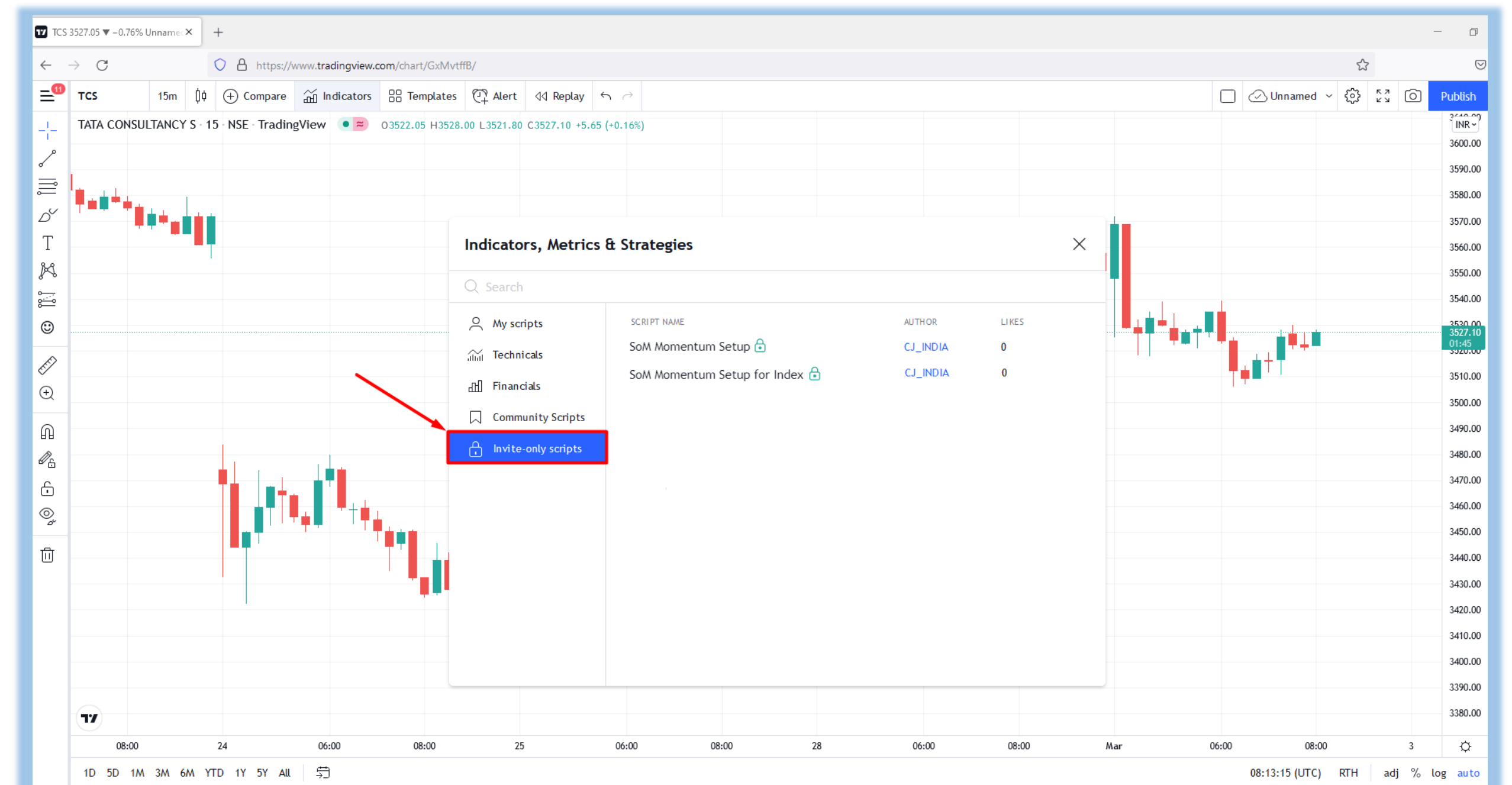
Gmail ID - connect.signalsofmarket@gmail.com

WhatsApp - 8551885588

1. Click on the 'Indicators' button in TradingView on the top of the TradingView charts screen.



2. Click on the 'Invite-only scripts' tab, then click on 'SoM Momentum Setup'. Here, you will get 2 setups as a part of your momentum setup subscription. By clicking on them, you can add them on your charts.





TradingView Account

If you have a paid TradingView account, you can add all screeners in one screen. But if you have a free TradingView account, there is a limit to add 3 indicators on one screen. Here, you need to open multiple browser tabs and add indicators on them.

To open an account on TradingView, kindly follow my referral link –
https://in.tradingview.com/gopro/?share_your_love=CJ_INDIA



TV TradingView



How to Take Your Trade: 'BUY' Signal



As shown here, the setup gave 'BUY' Signal. You need to check on the chart, if there is a trendline break-out. If yes, then you can take the long call by strictly following your money management rules.

In the above chart, we have 2 BUY signals - Signal A and Signal B.

Now, at Signal A, there is no trendline breakout, hence you need to ignore this signal.



How to Take Your Trade: SELL' Signal



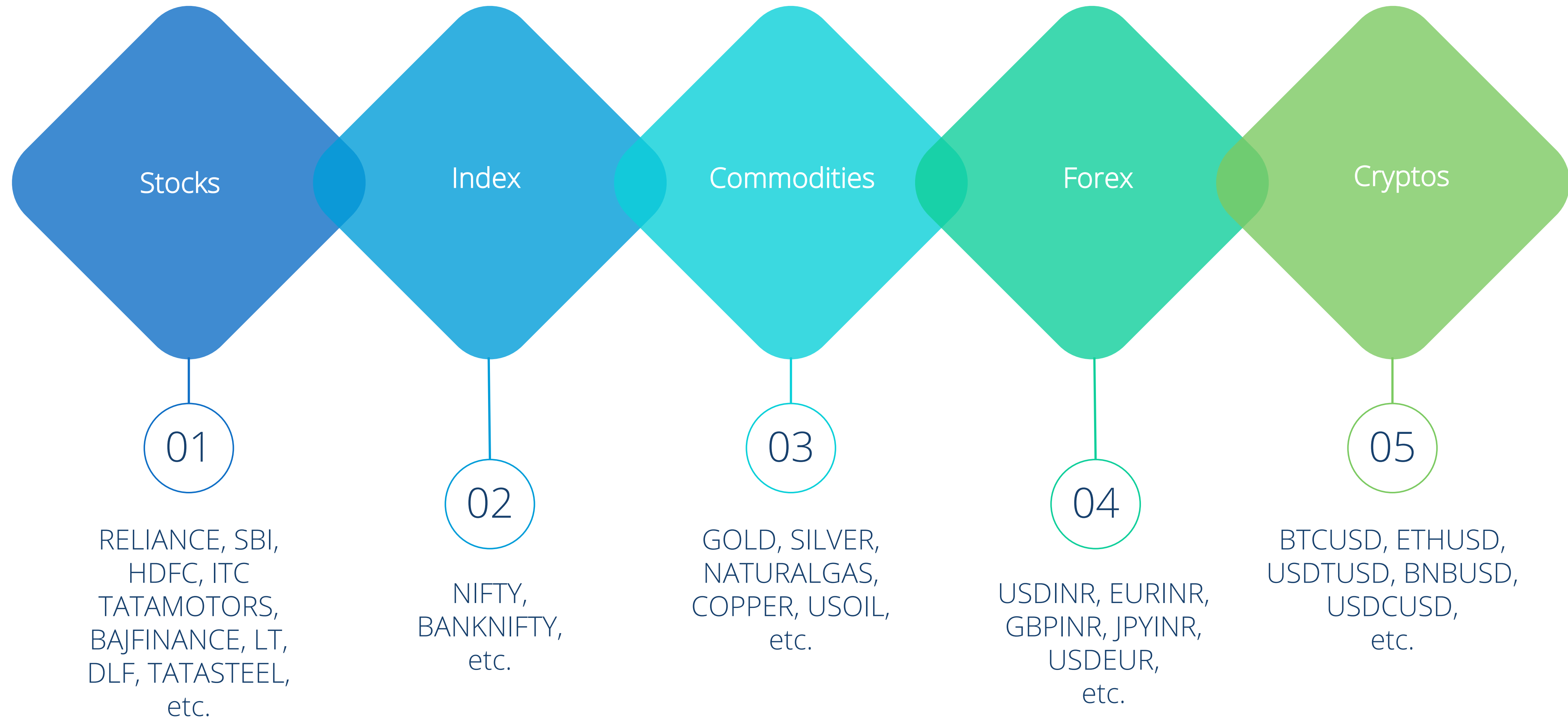
As shown here, the setup gave 'SELL' Signal. You need to check on the chart, if there is a trendline break-down. If yes, then you can take the short call by strictly following your money management rules.

In the above chart, we have 3 SELL signals - Signal A, Signal B and Signal C.

Now, at Signal A and Signal B, there is no trendline breakdown, hence you need to ignore these signal. But, at Signal C, there is a trendline breakdown, you can now take the trade by following your money management.



Instruments





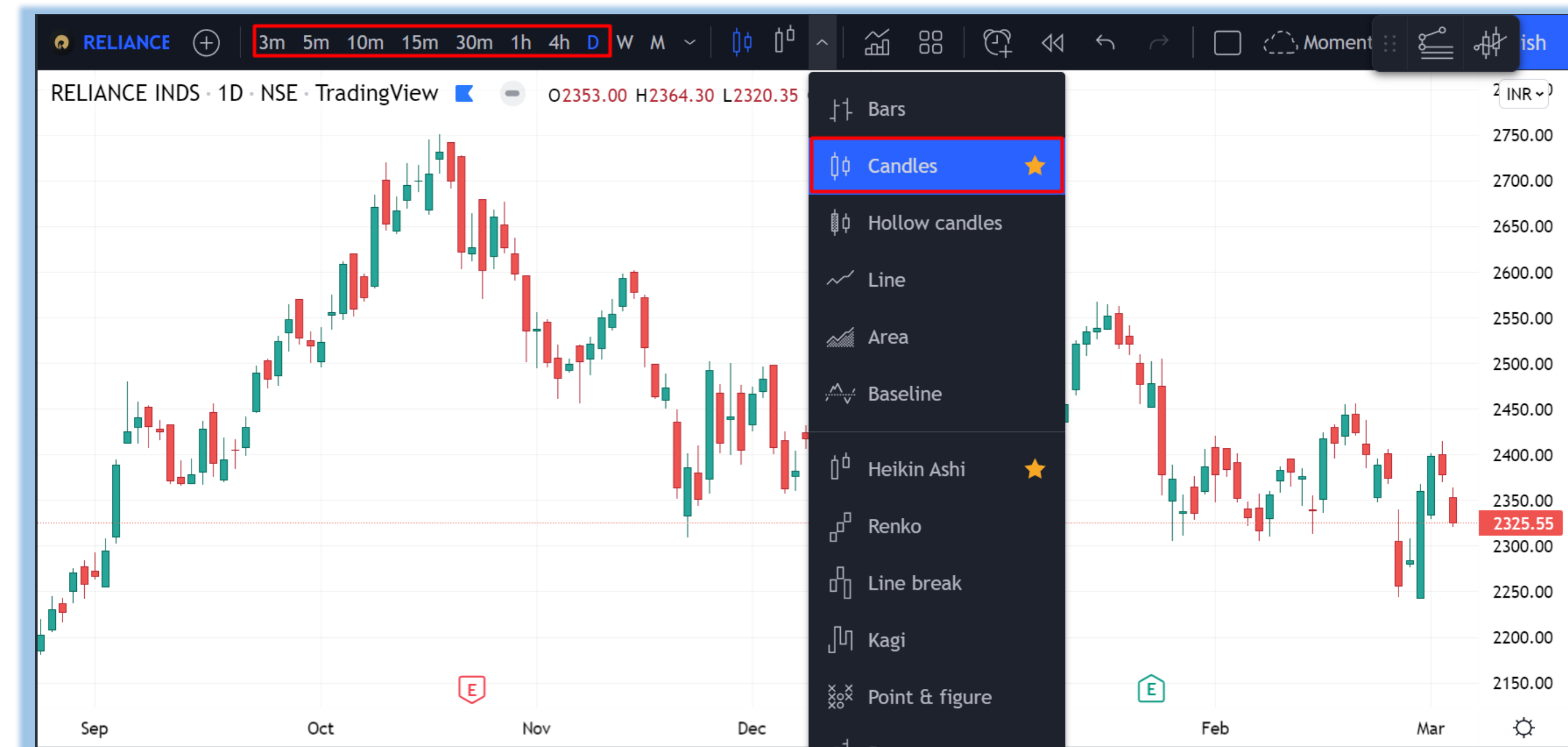
Time Frames

Use 3 min, 5 min, 10 min, 15 min, 30 min, 1 hour, 4 hours, 1 day to make the decisions.

It is advisable to use higher time frames. The screener is bound to give a lot of signals in a shorter time frame.

Candle Patterns

Screeners work well with normal candle patterns.









Who Can Avail the Service?

- 01 Full time traders, working people who can't devote the whole day to charts.
- 02 People who are naive in chart reading and need a confirmation to initiate trades.
- 03 Seasoned traders, who despite of watching market full day, still miss out on trending moves.

Subscribe Today



-  www.signalsofmarket.com
-  connect.signalsofmarket@gmail.com
-  8551885588
-  t.me/signalsofmarket



Terms & Conditions

Service Delivery - I am not a SEBI Registered Analyst and shall not be liable for any loss or liability resulting, directly or indirectly, from delays or interruptions due to electronic or mechanical equipment failures, network failure, any other failures, defects, weather, strikes, fire, acts of God, armed conflicts, acts of war or other similar causes. I shall have no responsibility to provide you access to the services if there's an interruption on either my end or the client's end due to any of the above listed causes. The Number of trading ideas and risk reward can vary as per market scenario. We will not accept liability for any loss or damage, including without limitation any loss of profit, which may arise directly or indirectly from use of our technical analysis tools.

Risk

Stocks, Futures and Options trading involves substantial risk of loss and is not suitable for every investor/trader. The valuation of stocks, futures and options may fluctuate, and, as a result, clients may lose more than their original investment. We shall not be liable for any losses incurred while making use of our strategies/trading ideas/methods.

Copying/Illegal Sharing of Information

The information generated by the indicator is valuable and our exclusive property. You agree not to rebroadcast/re-distribute/resell - in any way, any of the stock trading ideas.